

For IPS e.max® restorations

		IPS e.max Ceram/ZirPress	IPS e.max ZirCAD	IPS e.max CAD/Press
Anterior	Crown		✓	✓
	Veneer	✓		
	Bridge		✓	✓
Posterior	Crown		✓	✓
	Bridge		✓	

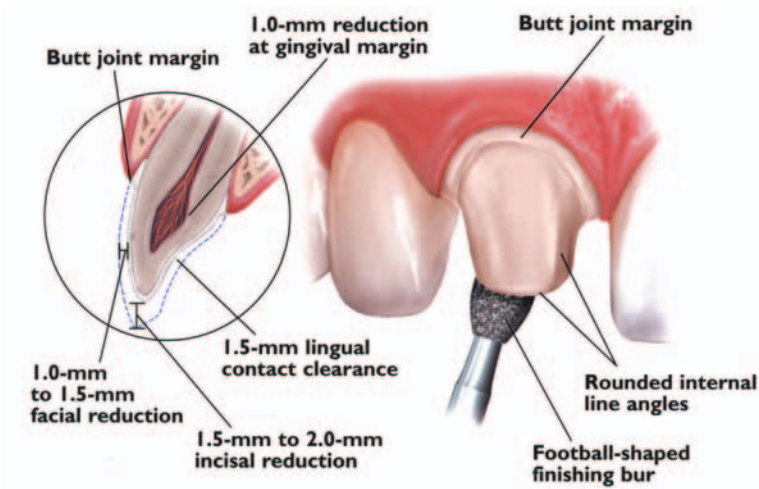
For IPS Empress® restorations

		IPS Empress
Anterior	Crown	✓
	Veneer	✓
	Bridge	
Posterior	Crown	✓
	Bridge	
	Inlay/Onlay	✓

Anterior Chairside Preparation Guide

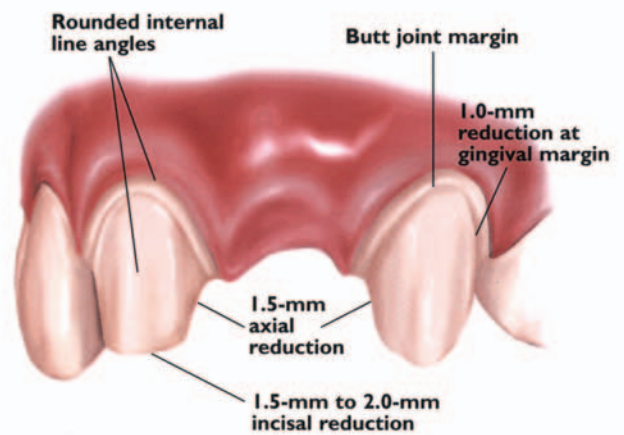
Full-Coverage Restorations

ANTERIOR CROWN PREPARATION



3-Unit Bridge Restorations

3-UNIT BRIDGE PREPARATION



Veneers

VENEER PREPARATION

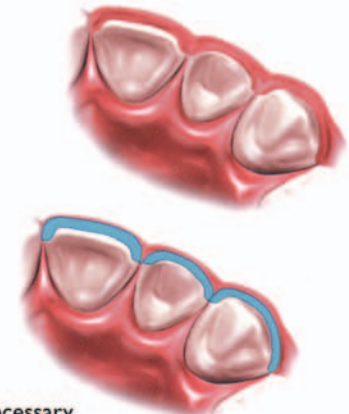
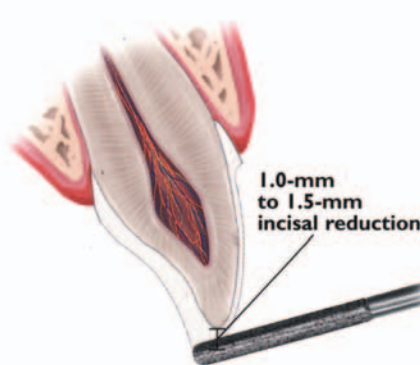
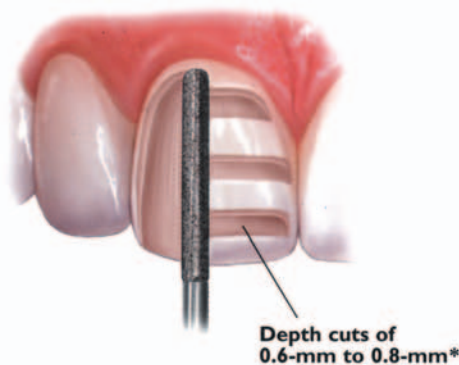
A medium grit, round-ended, diamond bur is used to remove a uniform thickness of facial enamel by joining the depth-cut grooves.

INCISAL PREPARATION

The diamond bur is angled to bevel back the incisal edge.

CHAMFER MARGINS

Correct preparation of the chamfer margins interproximally allows the appropriate bulk of porcelain.



*Please note: For additional masking capabilities and/or layering techniques, further reduction may be necessary. Contact your laboratory for further information.